

立興(楊氏)有限公司

LIP HING (YEUNG'S) COMPANY LIMITED

HYLP 系列不鏽鋼窗較 (頂懸窗)

HYLP SERIES STAINLESS STEEL HINGE (FOR TOP HUNG WINDOW)

特徵

物料: 304不鏽鋼

- ❖ 50,000次嚴格開關測驗後仍能操作正常, 確保恆久耐用
- ❖ 質量符合英國BS6375-2:2009
- ❖ 必須安裝不鏽鋼墊片為達致理想效果

Features

Material: Grade 304 stainless steel

- ❖ Durability proven by opening and closing test 50,000 times
- ❖ Satisfied the requirements of British Standard BS6375-2:2009
- ❖ To maximize the functionality of the hinges, must install with stainless steel plate

HYLP14-R

**建議鋁窗規格 SUGGESTED WINDOW SPECIFICATION**

(窗扇高及寬只作參考用, 以窗重量為準)

(Window sash size is for reference only while window loading is the main determinant)

型號 Model No.	頂窗扇最高 Max. Top Hung Sash Height (mm)	頂窗扇最寬 Max. Top Hung Sash Width (mm)	頂窗扇最重 Max. Top Hung Loading (KG)	頂窗開角度 Top Hung Opening (+0°/-5°)
HYLP14-L HYLP14-R	1000	1500	92	90°
HYLP16-L HYLP16-R	1300	1500	120	90°
HYLP18-L HYLP18-R	1600	1500	147	90°



窗會因不同大小重量而影響導致窗會下滑或急速下滑, 敬請注意。

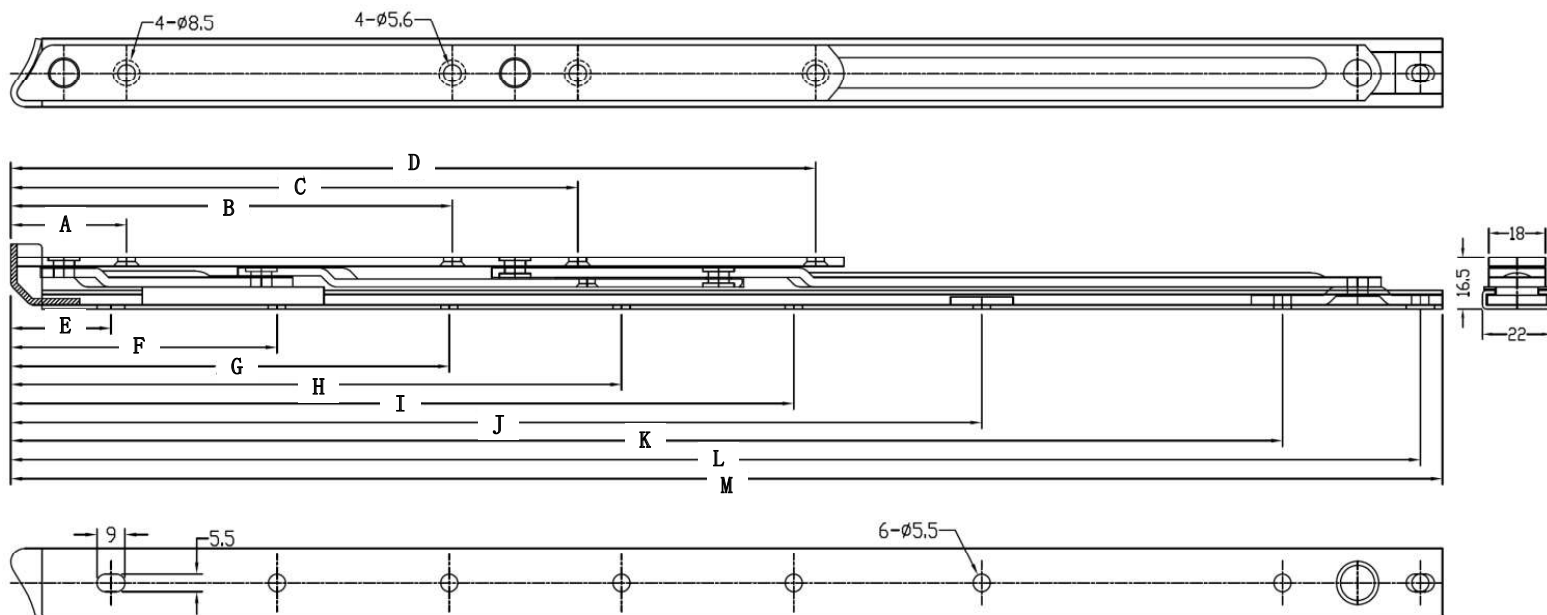
Please note that size and loading of the window might cause chances of sliding down or rapid descent.

立興(楊氏)有限公司

LIP HING (YEUNG'S) COMPANY LIMITED

HYLP 系列不鏽鋼窗較 (頂懸窗)

HYLP SERIES STAINLESS STEEL HINGE (FOR TOP HUNG WINDOW)



** 所有螺絲孔需要全部安裝合適螺絲

** All screw holes must be mounted with proper screws

尺寸 MEASUREMENTS (mm)

型號 Model No.	A	B	C	D	E	F	G	H	I	J	K	L	M
HYLP14-L HYLP14-R	37	97	137	213	32	90	150	210	265	-	300	344	352
HYLP16-L HYLP16-R	37	122	162	238	32	90	150	210	270	325	361	405	412
HYLP18-L HYLP18-R	37	141	181	257	32	85	140	195	250	310	406	450	457

有測驗報告可提供

Test report available upon request

立興(楊氏)有限公司

LIP HING (YEUNG'S) COMPANY LIMITED

HYLP 系列不鏽鋼窗較 (頂懸窗)

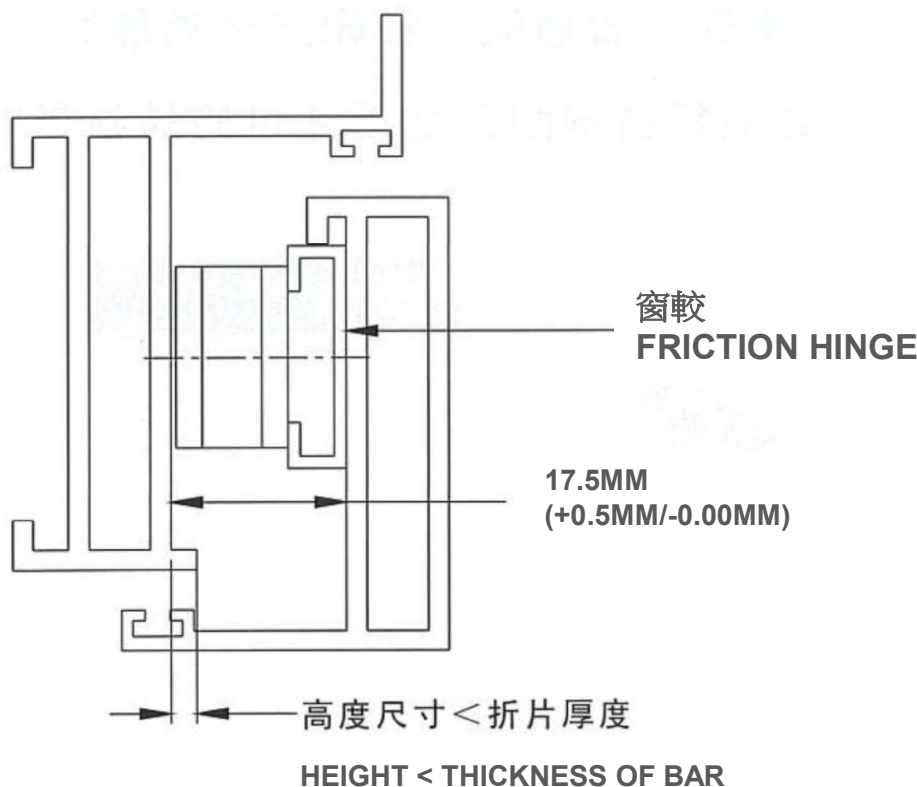
HYLP SERIES STAINLESS STEEL HINGE (FOR TOP HUNG WINDOW)

不鏽鋼窗較安裝指引

INSTALLATION GUIDE

窗較所需空間要求

SPACE REQUIREMENT FOR INSTALLING FRICTION HINGE



立興(楊氏)有限公司

LIP HING (YEUNG'S) COMPANY LIMITED

HYLP 系列不鏽鋼窗較 (頂懸窗)

HYLP SERIES STAINLESS STEEL HINGE (FOR TOP HUNG WINDOW)

不鏽鋼窗較安裝指引

INSTALLATION GUIDE

圖中A螺絲為本司提供特製螺絲

All "A" marked screws are specially made by our Company for HYLP hinges.

所有螺絲為M5機絲

All should be M5 screws

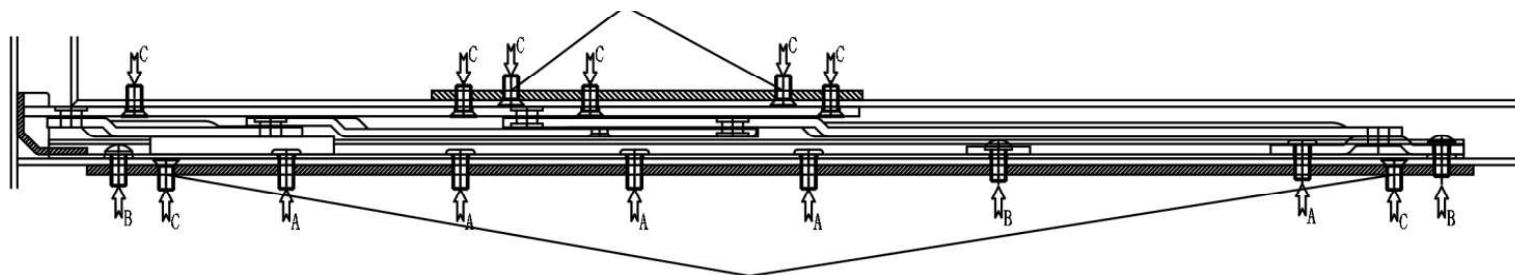
圖中C螺絲必須是直徑8mm頭的平頭螺絲

All "C" marked screws are diameter 8mm flat head screw.



此處為吊鋼板螺絲

These screws are for mounting steel plate

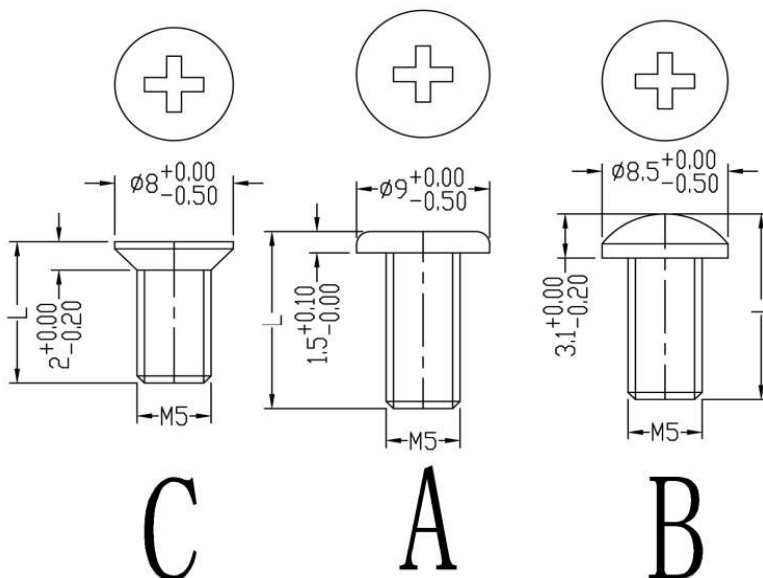


此處為吊鋼板螺絲

These screws are for mounting steel plate

螺絲尺寸

Screw sizes



尺寸單位 Measurement unit: MM

立興(楊氏)有限公司

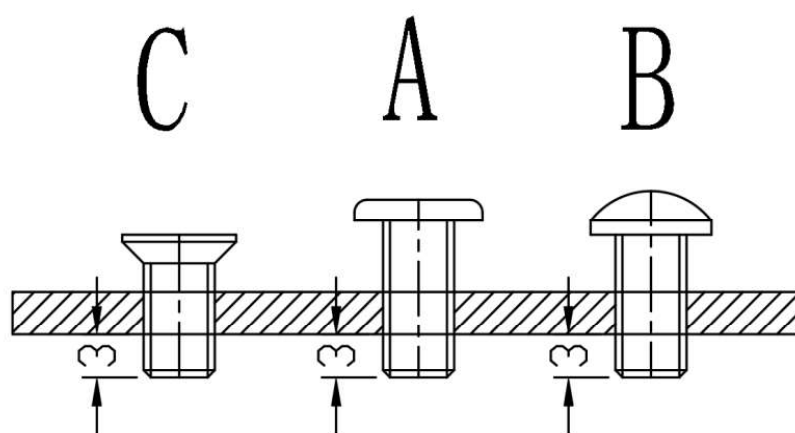
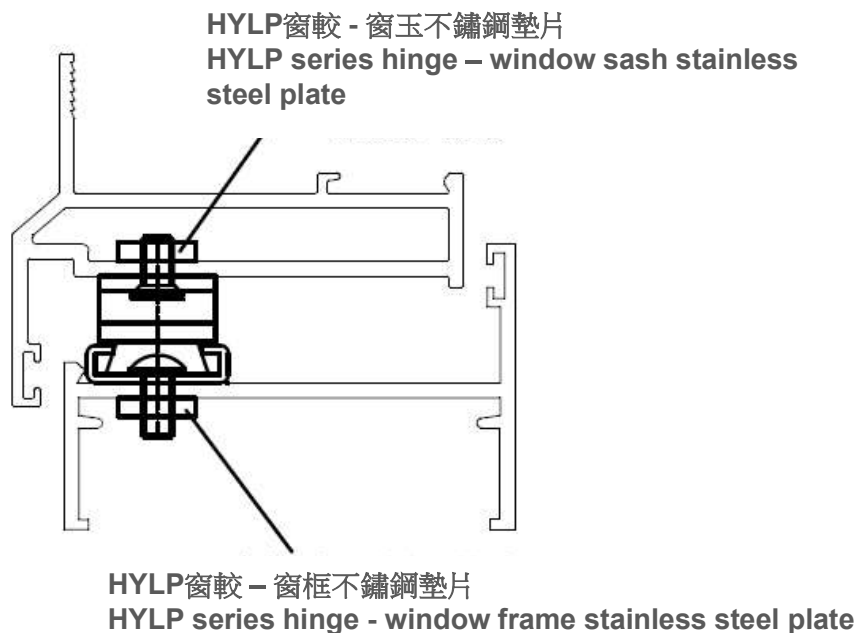
LIP HING (YEUNG'S) COMPANY LIMITED

HYLP 系列不鏽鋼窗較 (頂懸窗)

HYLP SERIES STAINLESS STEEL HINGE (FOR TOP HUNG WINDOW)

不鏽鋼窗較安裝指引

INSTALLATION GUIDE



所有螺絲收緊後凸出最少有約2mm – 3mm如上圖

After all screws are installed, screws must protrude at least 2mm – 3mm as shown above.

立興(楊氏)有限公司

LIP HING (YEUNG'S) COMPANY LIMITED

HYLP 系列不鏽鋼窗較 (頂懸窗)

HYLP SERIES STAINLESS STEEL HINGE (FOR TOP HUNG WINDOW)

不鏽鋼窗較安裝指引

INSTALLATION GUIDE

型號 Model No.	每1支數量 (粒) Quantity per hinge (piece)		
	螺絲 "A" Screw "A"	螺絲 "B" Screw "B"	螺絲 "C" Screw "C"
尺寸 (mm) Measurement (mm)			
HYLP14-L HYLP14-R	4	3	8
HYLP16-L HYLP16-R	5	3	8
HYLP18-L HYLP18-R	5	3	8