

# 立興(楊氏)有限公司

## LIP HING (YEUNG'S) COMPANY LIMITED

### HYLP 系列不鏽鋼窗較 (頂懸窗)

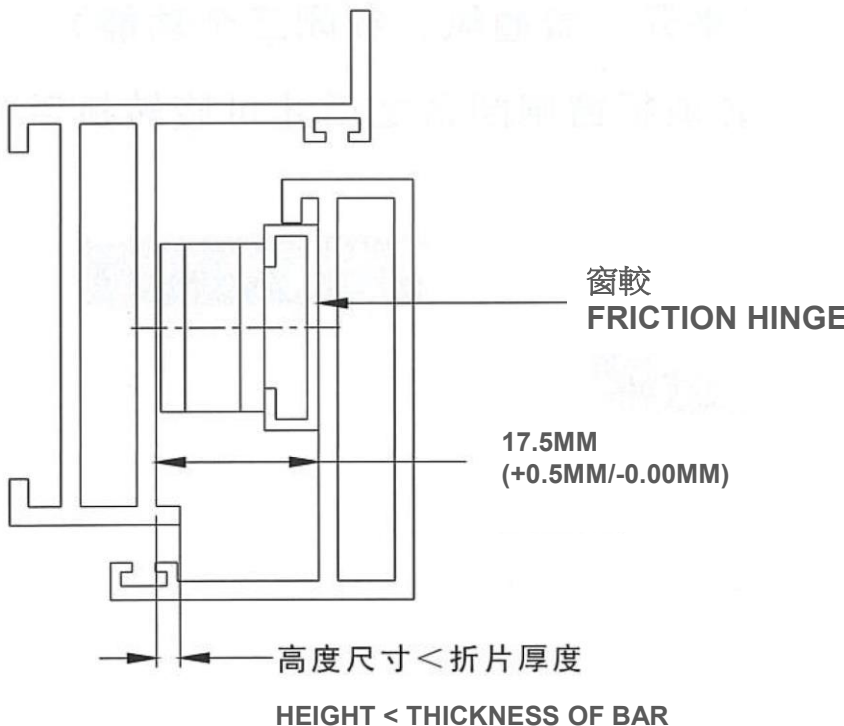
### HYLP SERIES STAINLESS STEEL HINGE (FOR TOP HUNG WINDOW)

#### 不銹鋼窗較安裝指引

#### INSTALLATION GUIDE

#### 窗較所需空間要求

#### SPACE REQUIREMENT FOR INSTALLING FRICTION HINGE



# 立興(楊氏)有限公司

## LIP HING (YEUNG'S) COMPANY LIMITED

### HYLP 系列不鏽鋼窗較 (頂懸窗)

### HYLP SERIES STAINLESS STEEL HINGE (FOR TOP HUNG WINDOW)

#### 不銹鋼窗較安裝指引

#### INSTALLATION GUIDE

圖中A螺絲為本司提供特製螺絲

All "A" marked screws are specially made by our Company for HYLP hinges.

所有螺絲為M5機絲

All should be M5 screws

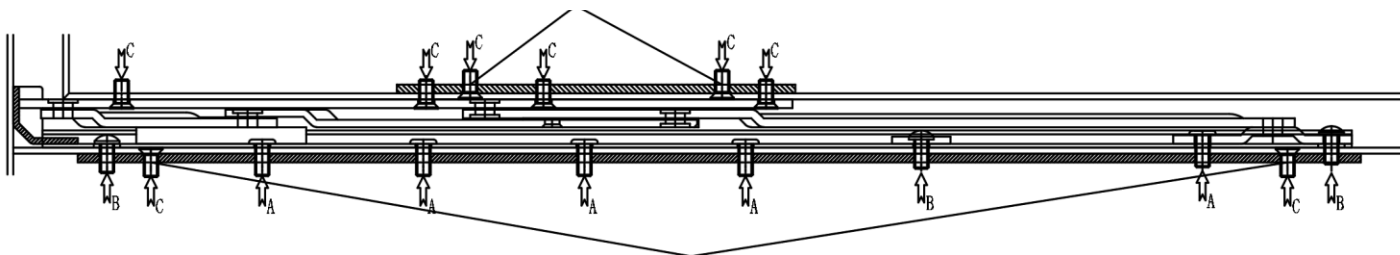
圖中C螺絲必須是直徑8mm頭的平頭螺絲

All "C" marked screws are diameter 8mm flat head screw.



此處為吊鋼板螺絲

These screws are for mounting steel plate

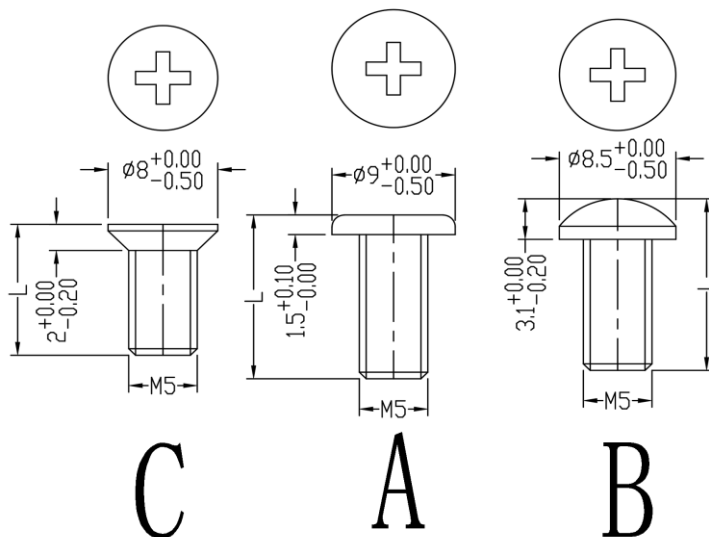


此處為吊鋼板螺絲

These screws are for mounting steel plate

#### 螺絲尺寸

#### Screw sizes



尺寸單位 Measurement unit: MM

# 立興(楊氏)有限公司

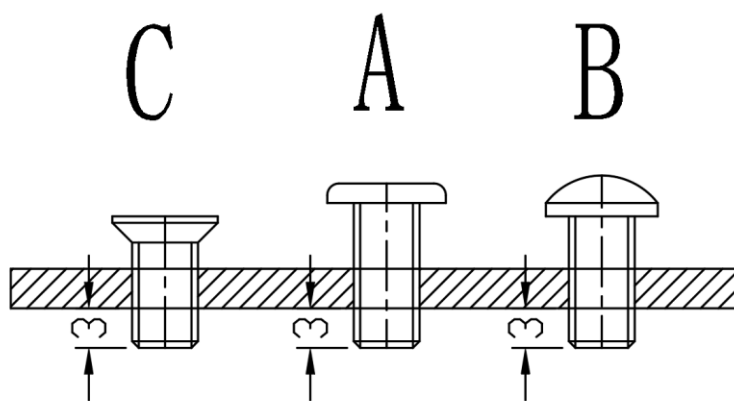
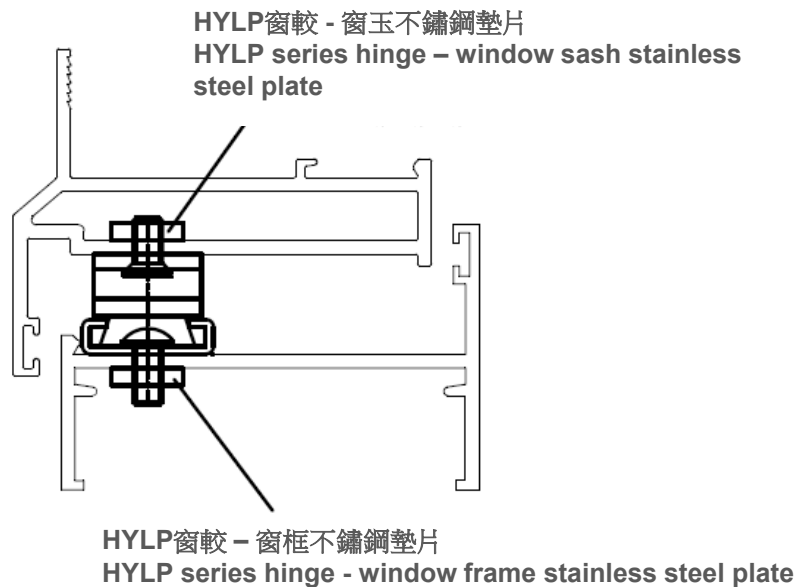
## LIP HING (YEUNG'S) COMPANY LIMITED

### HYLP 系列不鏽鋼窗較 (頂懸窗)

### HYLP SERIES STAINLESS STEEL HINGE (FOR TOP HUNG WINDOW)

#### 不銹鋼窗較安裝指引

#### INSTALLATION GUIDE



所有螺絲收緊後凸出最少有約2mm – 3mm如上圖

After all screws are installed, screws must protrude at least 2mm – 3mm as shown above.

# 立興(楊氏)有限公司

## LIP HING (YEUNG'S) COMPANY LIMITED

### HYLP 系列不鏽鋼窗較 (頂懸窗)

### HYLP SERIES STAINLESS STEEL HINGE (FOR TOP HUNG WINDOW)

### 不銹鋼窗較安裝指引

### INSTALLATION GUIDE

型號 Model No.	每1支數量 (粒) Quantity per hinge (piece)		
	螺絲 "A" Screw "A"	螺絲 "B" Screw "B"	螺絲 "C" Screw "C"
尺寸 (mm) Measurement (mm)			
HYLP14-L HYLP14-R	4	3	8
HYLP16-L HYLP16-R	5	3	8
HYLP18-L HYLP18-R	5	3	8